

## NATIONAL RESILIENCE BOARD

### Activity Report to CFOA National Resilience Ltd December 2009

FRS National Resilience Board (a function of CFOA's Operational Response Directorate)	
Key CFOA Officers	
Terry Standing	Chair
Jon Hall	Vice Chair
Roy Wilsher	C&C Capability Lead
Ron Dobson	CBRN Capability Lead
Richard Lawrence	HVP Capability Lead
Bill Evans	USAR Capability Lead
Gary Dobson	Training Lead
Key Secondees	
Peter House	National Resilience Officer
Diane Davies	Business Manager

---

---

## Management Information

The measurable processes of the National Resilience Assurance Team (NRAT) have been analysed and the outcomes from these processes used to formulate this management information report in the following six areas: Asset Refresh; Assurance Audits; Communication; National Calendar Exercises; Mobilisation of New Dimension (ND) Assets; and the Annual Training Programme.

### 1. Asset Refresh

Asset refresh forms part of Communities and Local Government's (CLG's) long-term commitment to resilience, in place through the NRAT, which is led by the Chief Fire Officers' Association (CFOA). In part, it maintains capabilities and helps to ensure that they remain 'fit for purpose'. The investment in both minor and major asset refresh is aligned to changing risks, aiding operational readiness to meet national needs.

### 2. Resilience Assurance Process

Assurance is a systematic, independent and documented process for obtaining evidence which, when objectively evaluated, will determine the extent to which the assurance criteria are being fulfilled. The assurance process has been developed within the principles and guidelines of ISO EN 19011:2002 Guidelines for quality and/or environmental management systems auditing, and ISO EN 9001:2008 Quality management systems - requirements.

The Assurance Objectives for 2009/10 are:

- a) To identify the organisational strategies, policies and procedures that support the Mass Decontamination (MD) and Detection, Identification and Monitoring (DIM) assets in meeting the National Resilience programme expectations for responding to national-level incidents.
- b) To identify and confirm that all programmed vehicle maintenance, servicing and defect records for all National Resilience vehicles are completed in accordance with the terms and conditions of use.

### 3. Communication

Communication is vital to the success of the programmes and to ensuring that stakeholders, suppliers and customers are informed of recent developments.

### 4. National Calendar Exercises

Exercises are events organised for the validation of planned arrangements, as well as the dissemination and implementation of lessons learned.

Date	Status	Document Number	Version	Page
December 2009	Final	NRB Mmt Rpt to CNR Ltd	1.0	2 of 10

---

---

## 5. Mobilisation

Mobilisation management information will show the number of incidents and assets that ND assets attend, separated by capability.

## 6. Annual National Resilience Training Programme

The sole provider for the annual training programme is the Fire Service College. The management information is based on the key performance indicators (KPIs) set by the National Training Working Group, which are based around each capability: Urban Search and Rescue (USAR); High Volume Pump (HVP); Chemical Biological Radiological and Nuclear (CBRN) DIM and CBRN MD.

## 7. Forthcoming Issues

A brief summary of issues known to the Board.

### 1. Asset Refresh

#### 1.1 Minor Asset Refresh

The 2008/09 - 2009/10 budget has been amalgamated and for USAR, CBRN DIM, CBRN MD and HVP orders have been placed to the value of £1,056,010.

Asset refresh committed expenditure for 2010/11 is currently under review.

### 2. Assurance Audits

#### 2.1 Completed Assurance Audits

Date	FRS	Action plan completed	No. of considerations	Action owners assigned			Percentage complete
				FRS	NRAT	Joint	
Jul 2009	West Yorkshire	Yes	7	4		3	57%
Aug 2009	Tyne and Wear	Yes	4	4			25%
Oct 2009	Avon	No					
Oct 2009	London	No					
Nov 2009	Hampshire	No					

---

## 2.2 Planned Assurance Audits

8 <sup>th</sup> -9 <sup>th</sup> December 2009	Leicestershire
4 <sup>th</sup> -8 <sup>th</sup> January 2010	West Midlands
8 <sup>th</sup> -12 <sup>th</sup> February 2010	Manchester
8 <sup>th</sup> -12 <sup>th</sup> March 2010	Suffolk

## 3. Communication

### 3.1 Fire Service Circulars

#### Issued since September

FSC No 58/2009	National Co-ordination and Advisory Framework
FSC N0 59/2009	Transfer of Ownership of ND Assets
FSC N0 60/2009	Fire and Resilience Programme Highlights (Aug/Sep 2009)
FSC N0 66/2009	Fire and Resilience Programme Highlights (Oct 2009)
CLG Report	Economic benefits delivered by the ND Programme Final Report issued with FSC No 66/2009

### 3.2 Information Notes

#### Issued Third Quarter

141/09	Health and Safety - Prime Mover and IRU in Cab Decal
142/09	Health and Safety - Amendments to Vibration Exposure Management
143/09	Health and Safety - Safe Use of Reach Pole Recovery Pack
144/09	USAR - Hilti Diamond Cutting Discs (Mod 2 shelf 5)
145/09	Mass Decon - PRPS and Radio Communications Update for FRS
146/09	HVP - Information and Actions for the Servicing of HVPs (Oct 2009)
147/09	Information and Action for the HVP work restraint harness
148/09	Information and Action for the HVP hydraulic hose

### 3.3 NRAT Newsletter

#### Issued Work in Progress

Terms of reference developed

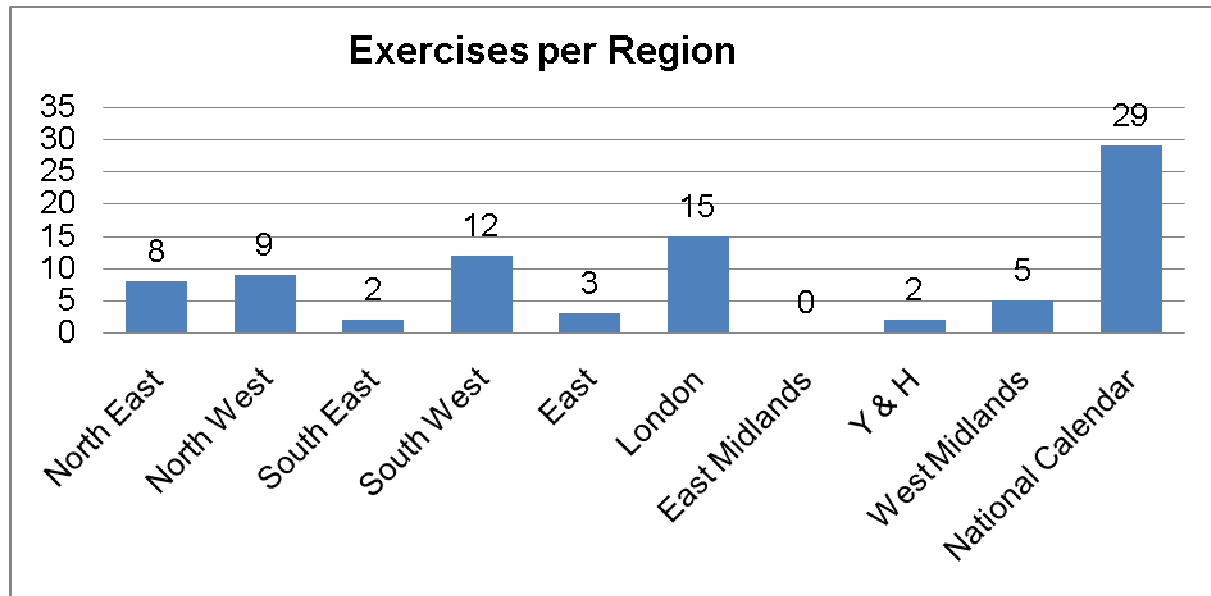
Date	Status	Document Number	Version	Page
December 2009	Final	NRB Mmt Rpt to CNR Ltd	1.0	4 of 10

---

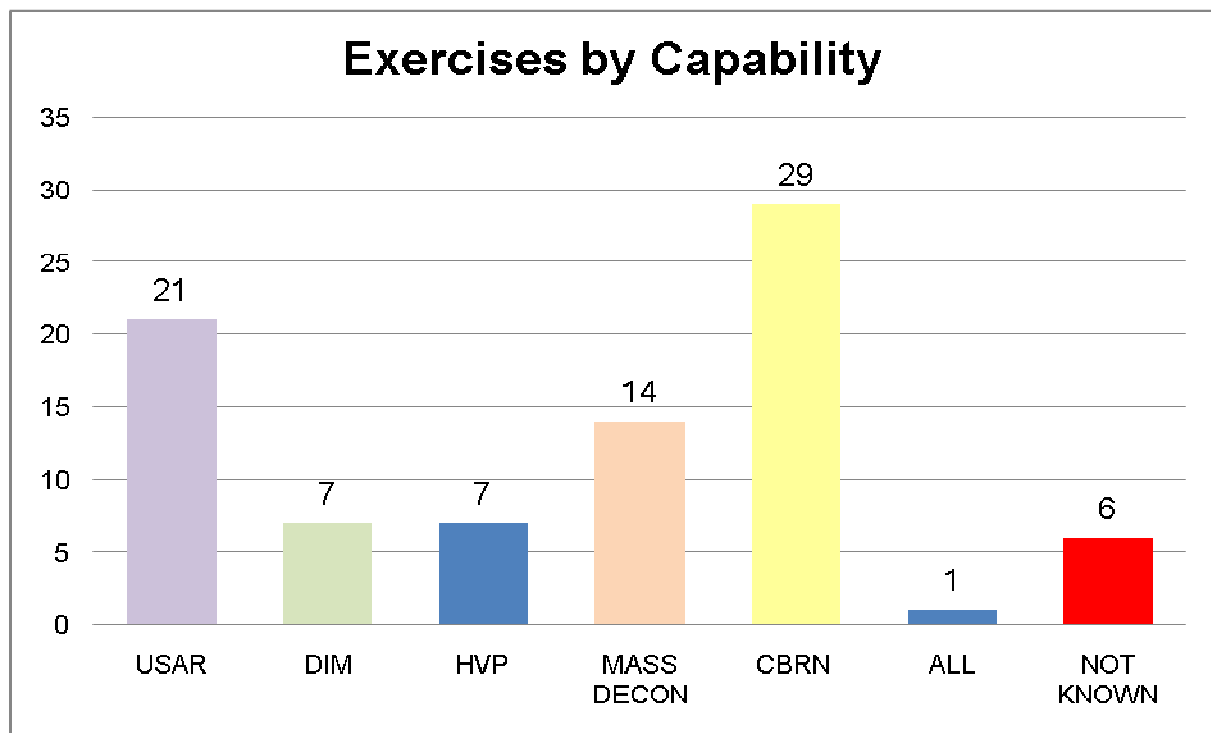
---

## 4. National Exercise Calendar

### 4.1 Exercises Per Region



### 4.2 Exercises By Capability



### 4.3 Exercise Evaluation Progress

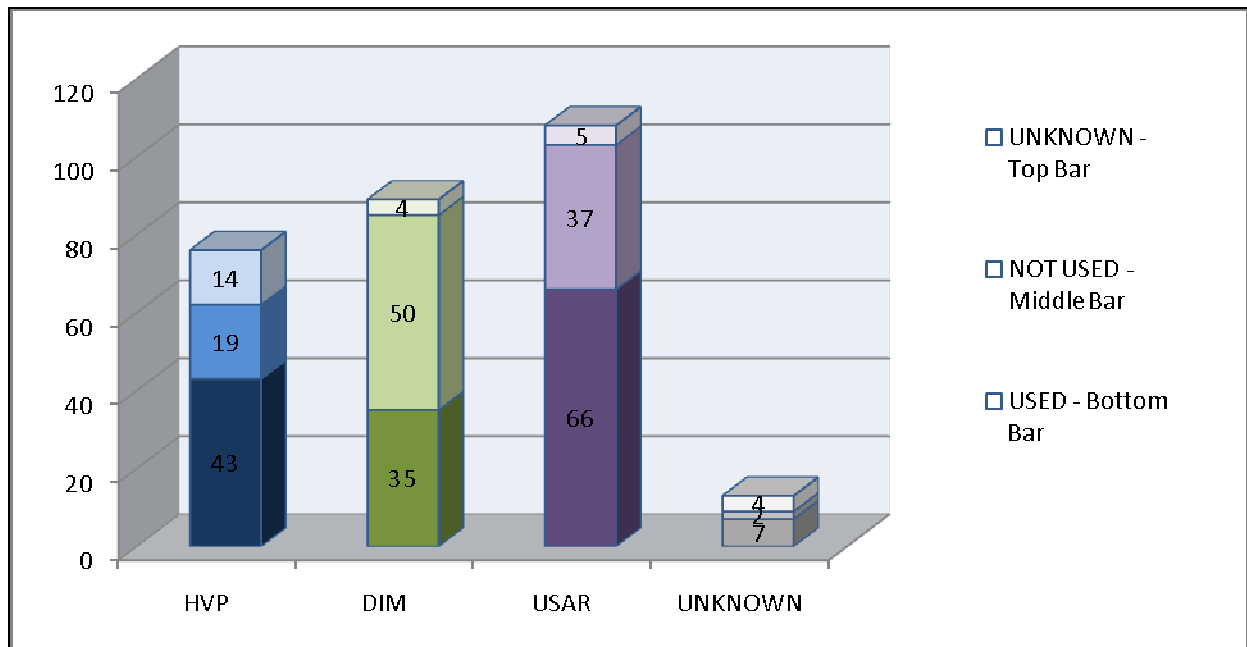
Date	Exercise	Action plan completed	No. of considerations	Action owners assigned			Percentage complete
				FRS	NRAT	Joint	
Feb 2009	USAR 3	Yes	42				
<p>The recommendations will be evaluated during the USAR 3 Exercise in February 2010. The USAR 3 Exercise running in November will not be used to evaluate the considerations.</p>							
Jun 2009	Saxon Shore Kent	Yes	17				
<p>Action plan completed and owners assigned. No final draft prepared.</p>							

### 4.4 Exercises Planned

Date	Exercise	Action plan completed	No. of considerations	Action owners assigned			Percentage complete
				FRS	NRAT	Joint	
Feb 2010	USAR 3	Yes	42				
<p>The recommendations will be evaluated during the USAR 3 Exercise in February 2010. The USAR 3 Exercise running in November will not be used to evaluate the considerations.</p>							

## 5. Mobilisation

### 5.1 Mobilisations by capability used, not used, or just mobilised without information on whether used or not (April to June 2009 inclusive)



### 5.2 Analysis of Mobilisation (April to June 2009 inclusive)

Total no. of mobilisations: 286					Mobilisations		
Asset	Total mobilised	No. not used	% used	No. not used	% not used	No. not known	% not known
HVP	76	43	57%	19	25%	14	18%
CBRN DIM	89	5	39%	50	56%	4	4%
USAR	108	66	61%	37	34%	5	5%
Unknown	13	7	54%	2	15%	4	31%

## 6. Annual Training Programme

### 6.1 Programme Statistics (April to October 2009 inclusive)

USAR		
Places	Percentage	Description
<b>320</b>		<b>Total annual places</b>
205	64.06%	Total places taken
28	9.06%	Total places not required by FRS
57	17.81%	Total places available to FRS; no name provided
30	9.38%	Cancelled places

HVP		
Places	Percentage	Description
<b>48</b>		<b>Total annual places</b>
40	83.33%	Total places taken
3	6.25%	Total places not required by FRS
5	10.42%	Total places available to FRS; no name provided
0	0%	Cancelled places

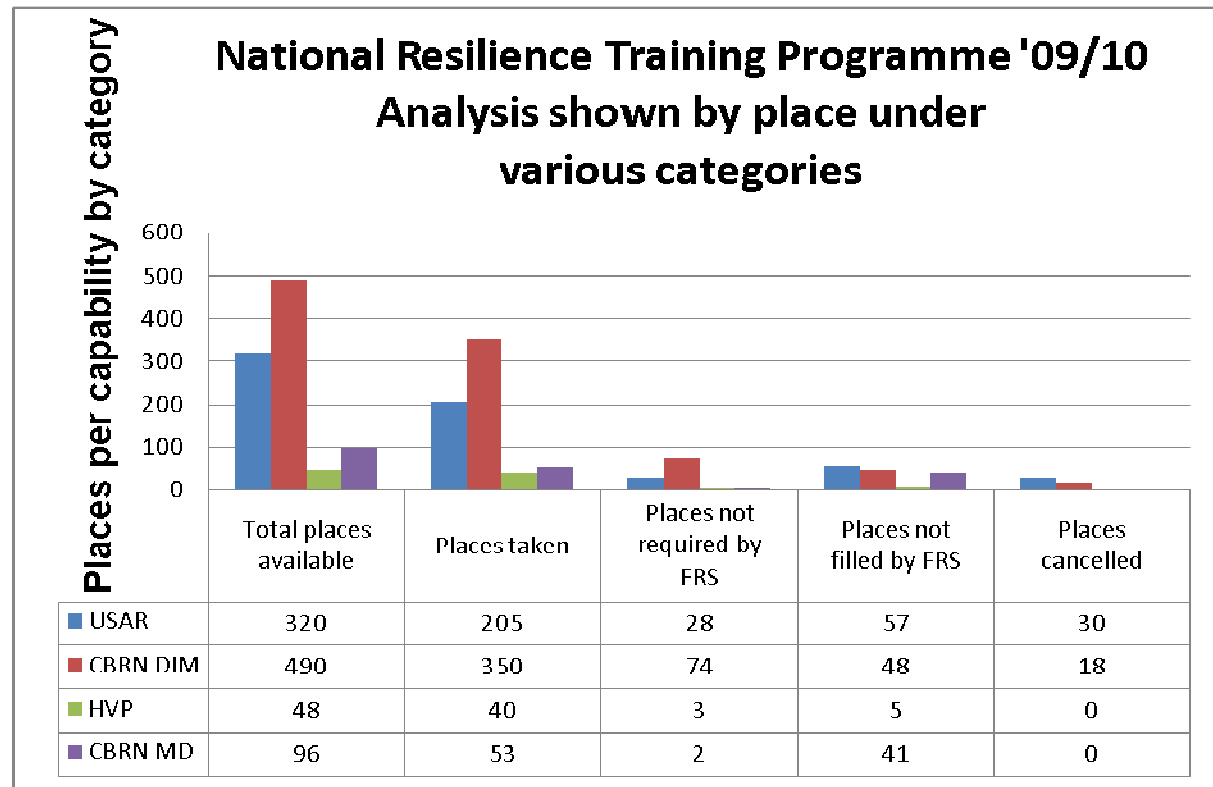
CBRN DIM		
Places	Percentage	Description
<b>490</b>		<b>Total annual places</b>
350	71.43%	Total places taken (*10% taken by another FRS )
74	15.10%	Total places not required by FRS
48	17%	Total places available to FRS no name provided
18	3.67%	Cancelled places

CBRN MD		
Places	Percentage	Description
<b>96</b>		<b>Total annual places</b>
53	55.21%	Total places taken
2	2.08%	Total places not required by FRS
41	42.71%	Total places available to FRS; no name provided
0	0%	Cancelled places

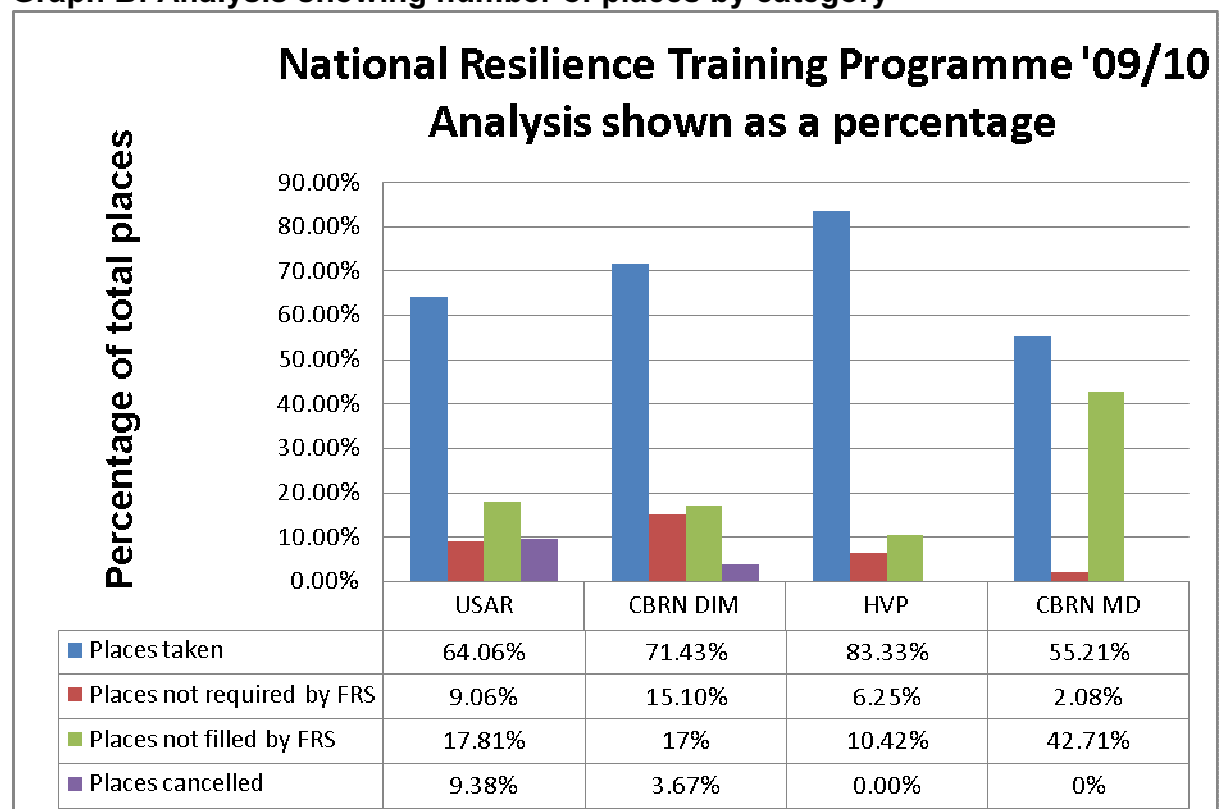


## 6.2 National Resilience Training Programme 2009/10

Graph A: Analysis showing percentage of places by category



Graph B: Analysis showing number of places by category



---

---

## 7. Forthcoming Issues

### 7.1 NRB

Assurance Report to CLG

NRO Replacement

Draw-down accounts for 09/10 (inc Asset Refresh)

Support to Stakeholders Throughout Asset Transfer

### 7.2 NRAT

Complete Assurance programme

Complete 2010/11 Business Plan

Refresh Team Membership

### 7.3 Capabilities

Risk Register Issues (eg. USAR BA, HVP PPE, FireMet funding etc.)

Date	Status	Document Number	Version	Page
December 2009	Final	NRB Mmt Rpt to CNR Ltd	1.0	10 of 10